

400 SERIES

TELESCOPIC BOOM LIFTS



Performance

Platform Height		
400S	40 ft 4 in.	12.3 m
460SJ	46 ft	14.02 m
Horizontal Outreach		
400S	34 ft 7 in.	10.54 m
460SJ	41 ft.	12.49 m
Swing	360 Degrees Continuous	
Platform Capacity		
Restricted (400S)	1,000 lb	454 kg
Unrestricted	500 lb	227 kg
Optional (400S)	750 lb	340 kg
Platform Rotator	180 Degrees Hydraulic	
Jib (460SJ only)		
Range of Articulation	6 ft	1.83 m
	130 Degrees (+70, -60)	
Lift Time	29 sec.	
Lower Time	22 sec.	
Weight*		
400S	12,650 lb	5,738 kg
460SJ	15,850 lb	7,189 kg
Max. Ground Bearing Pressure	58 psi	4.06 kg/cm ²
Drive Speed 2WD/4WD	4.5 mph	7.2 km/h
Gradeability		
2WD	30%	
4WD	45%	
Turning Radius		
Outside	16 ft 5 in.	5.0 m
Inside	6 ft 7 in.	2.0 m

Standard Specifications

Power Source

Dual Fuel Engine		
GM Vortec 3000 MPFI	82 hp	61 kW
Diesel Engine		
Deutz D2.9L4 Tier 4 Final	48.8 hp	36.4 kW
Fuel Tank Capacity	26 gal.	98.5 L

Hydraulic Reservoir

Hydraulic Reservoir	42 gal.	159 L
Auxiliary Power	12V DC	

Tires

Standard	12 x 16.5 Pneumatic Lug Tread Tires
Optional	14 x 17.5 Pneumatic Lug Tread Tires
	14 x 17.5 Foam-Filled Tires
	12 x 16.5 Foam-Filled Tires
	High Flotation Sand/Turf Tires (4WD Only)



Standard Features

- 180 Degree Hydraulic Platform Rotator
- Platform Console Machine Status Light Panel*
- 110V-AC Receptacle in the Platform
- 5 Degree Tilt Alarm/Indicator Light
- 12 x 16.5 Rim Protector Lug Tread Tires
- Swing Out Engine Tray
- 12V-DC Auxiliary Power
- Hourmeter
- Proportional Controls
- Control ADE® System
- Lifting/Tie Down Lugs
- Horn
- Oscillating Axle
- Motion Alarm
- Glow Plugs (Deisel Engines)

*Provides indicator lights at platform control console for system distress, low fuel, 5 degree tilt light, and foot switch status.

Accessories & Options

- 750 lb (340 kg) Unrestricted Capacity with 1,000 lb (450 kg) Restricted Capacity (400S Only)
- Inward Self-Closing Swinging Gate
- 36 x 72 in. (0.91 x 1.83 m) Platform
- 1/2 in. Air Line to Platform
- Soft Touch System
- 2500W Generator
- Tow Package (2WD Only)
- Flashing Amber Beacon
- 43.5 lb (19.73 kg) Propane Tank
- Cold Weather Kit
- Hostile Environment Kit
- Arctic Package
- Light Package
- Platform Worklights
- Special Hydraulic Oils (Consult Factory)
- Catalytic Muffler
- Operator Tool Tray
- Accessory Packages
 - SkyPower® Package
 - SkyWelder® Package
 - SkyCutter® Package
 - SkyGlazier® Package (400S only)
 - Nite Bright® Package
 - SkyAir® Package (requires SkyPower)
 - SkyCutter and SkyAir Package
 - SkyWelder/SkyCutter/SkyAir Combination (requires SkyPower)
 - PipeRack

Note: Some options may increase lead time, and some option combinations may not be available.

400 SERIES

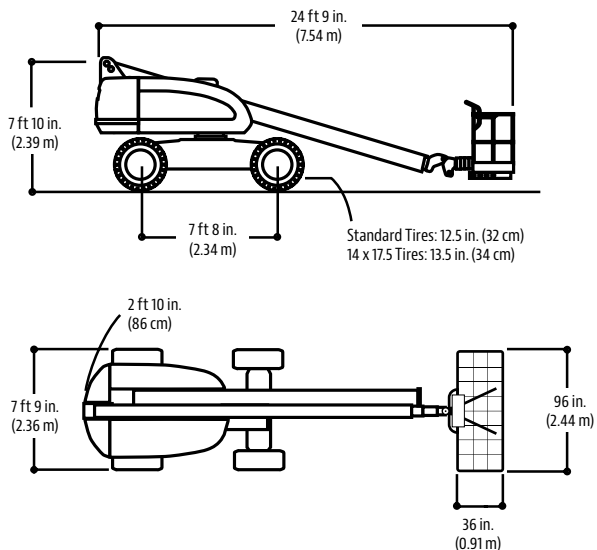
TELESCOPIC BOOM LIFTS



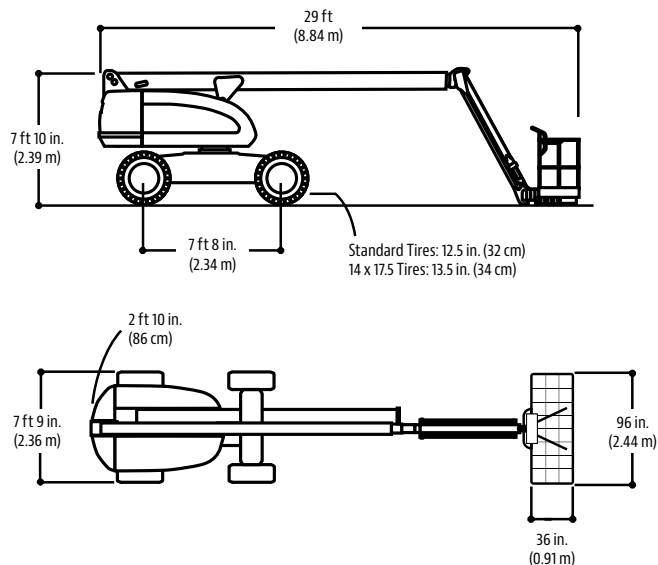
Dimensions

All dimensions are approximate.

400S

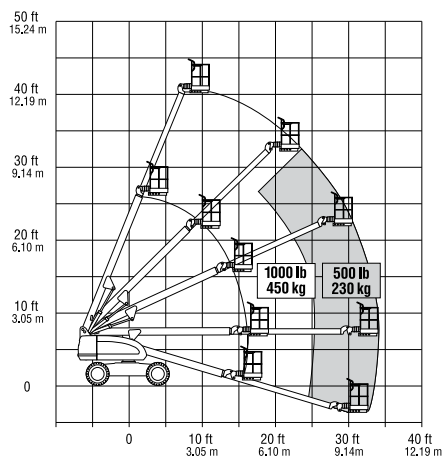


460SJ

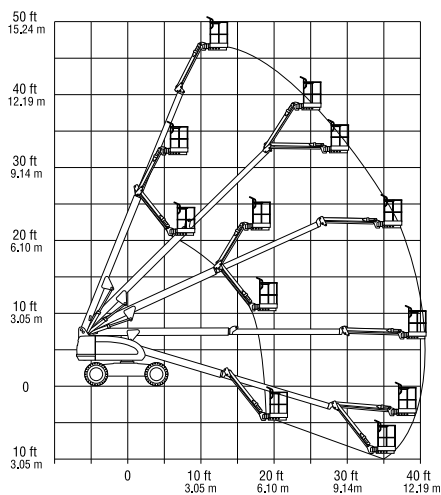


Reach Diagrams

400S



460SJ



The JLG "1 & 5" Warranty

JLG Industries, Inc. backs its products with its exclusive "1 & 5" Warranty. We provide coverage on all products for one (1) full year, and cover all specified major structural components for five (5) years. Due to continuous product improvements, we reserve the right to make specification and/or equipment changes without prior notification. This machine meets or exceeds applicable OSHA Regulations in 29 CFR 1910.67, 29 CFR 1926.453, ANSI A92.5-2006, and CSA Standard CAN3-B354.2-M82, as originally manufactured for intended applications.

Part No.: 3131026
 R031408
 Printed in USA



JLG Industries, Inc.

1 JLG Drive
 McConnellsburg, PA 17233-9533
 Telephone 717-485-5161
 Toll-free in US 877-JLG-LIFT
 Fax 717-485-6417
www.jlg.com

An Oshkosh Corporation Company